

VeriWave WaveInsite Test Report

March 12, 2010
09:05:11

Device Tested:

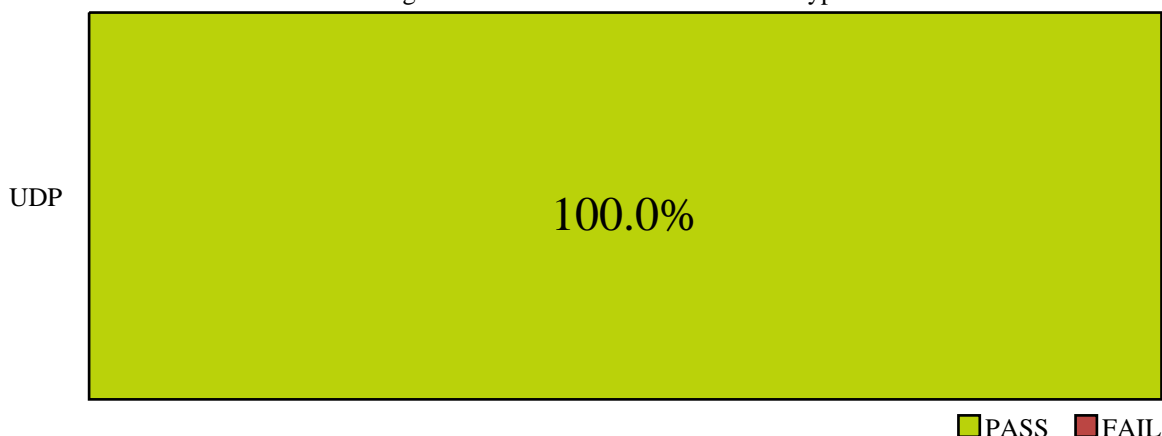
AP Model :: None
AP SW Version :: None
WLAN Switch Model :: None
WLAN Switch SW Version :: None



Overview


This report contains the summary and detailed results of the performance measurements of the WaveAgent clients.

PASS/FAIL Percentages of Traffic Flows of each Traffic Type that met SLA




The summary table below shows the per flow average performance measurements of all the traffic flows of each traffic type


Flow Type	Num Flows	Layer7 Results	ILOAD (Mbps)	OLOAD (Mbps)	% Packet Loss
UDP	1	Goodput = 7.82 Mbps	10.0	10.0	21.0



UDP
iLoad (Total 10.00 Mbps)



UDP
oLoad (Total 9.99 Mbps)



UDP
Achieved Load (Total 7.82 Mbps)

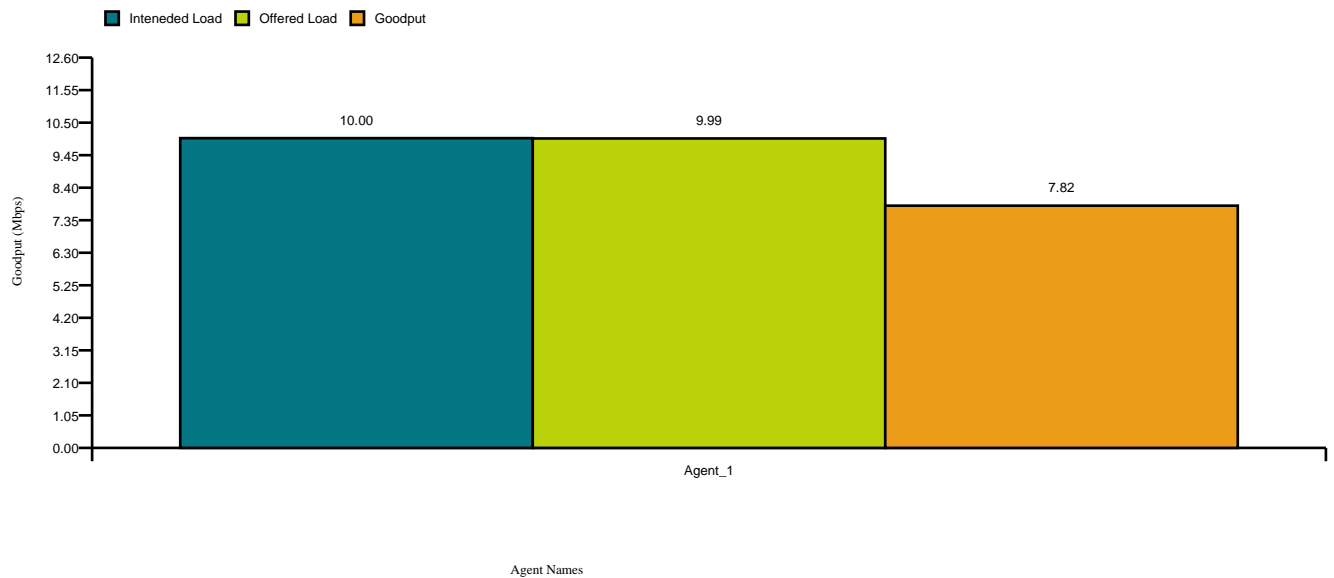
Detailed Results

The table below shows the results for each agent.

Agent Name	Traffic Type	Layer7 Results	ILOAD (Mbps)	OLOAD (Mbps)	% Pkt Loss	Result
Agent_1	UDP	Goodput = 7.82 Mbps	10.0	10.0	21	PASS

Result of Goodput of all the agent Flows

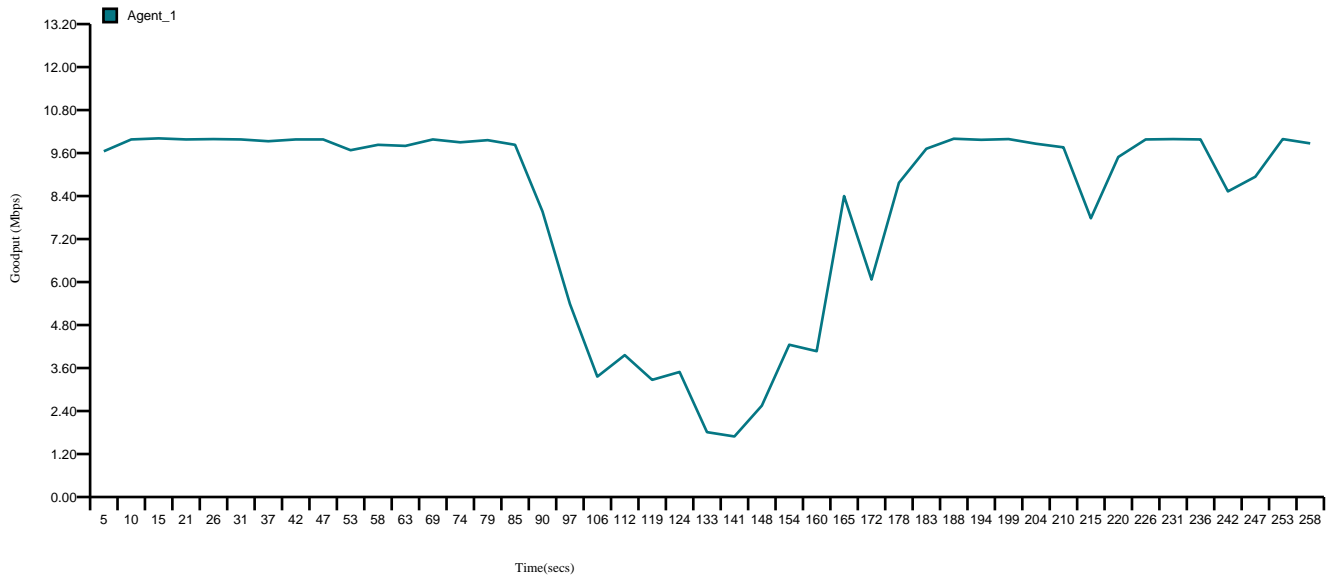
Average Offered Load and Goodput



over-Time Results

Over-Time Result of Goodput of all the agent Flows

Goodput over Time



VeriWave

8770 SW Nimbus Ave Beaverton, OR 97008
 (800) 457-5915 International: (503) 473-8350
<http://www.veriwave.com/>

Copyright 2008, VeriWave, Inc. The VeriWave logo, WaveQoE, WaveTest, WaveBlade, WaveManager, and VCL are trademarks of VeriWave, Inc. All other products and services mentioned are trademarks of their respective companies.